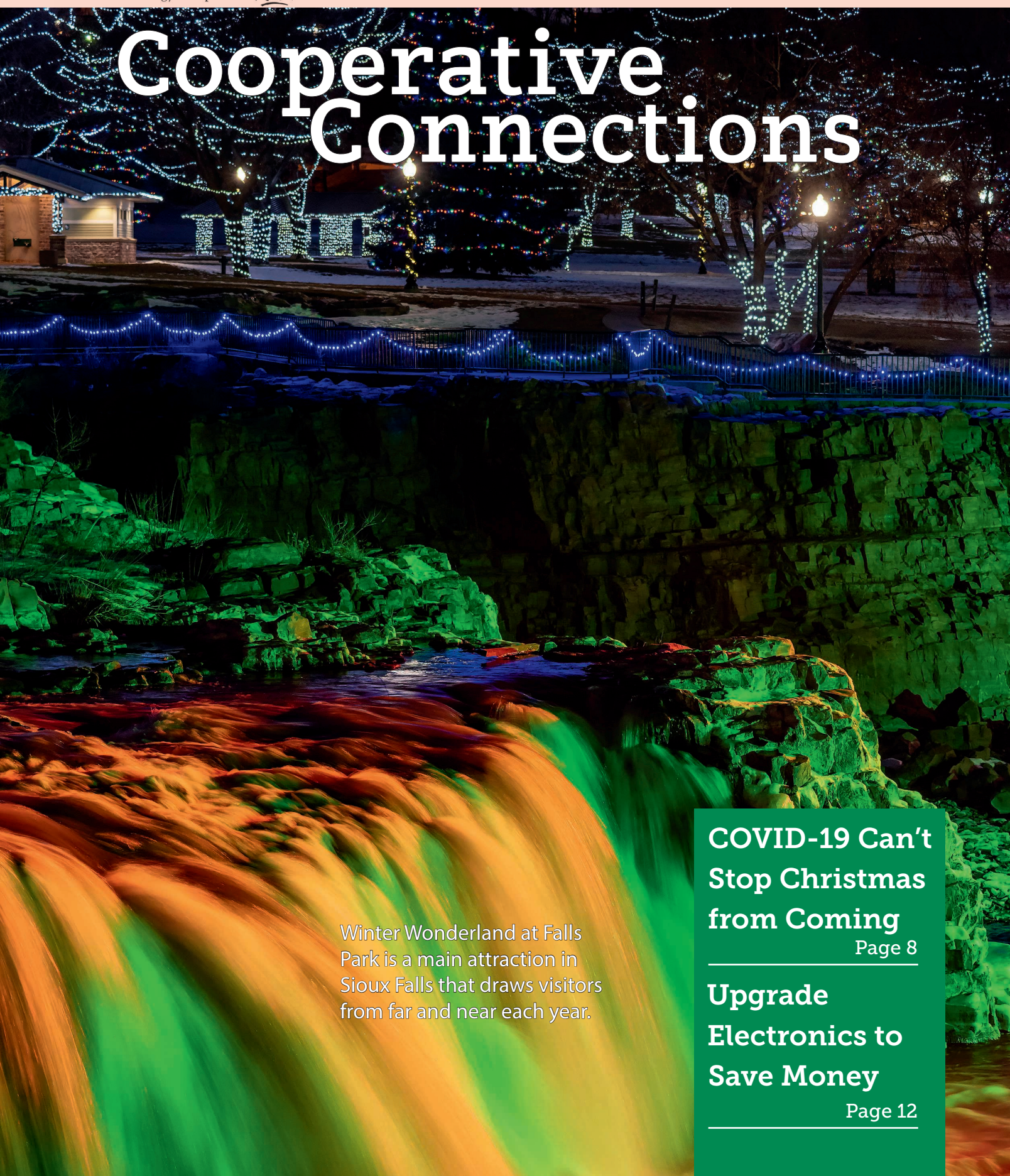


Cooperative Connections



Winter Wonderland at Falls Park is a main attraction in Sioux Falls that draws visitors from far and near each year.

COVID-19 Can't Stop Christmas from Coming

Page 8

Upgrade Electronics to Save Money

Page 12

Volunteer to Make a Positive Impact



John Lee, CEO

jlee@butteelectric.com

With the holiday season upon us and the New Year just around the corner, I can't help but reflect on the gratitude I feel for our community. I think most will agree this has been a year like no other--certainly in my lifetime. And while we've seen our share of challenges, I am heartened by the ways in which we have all pulled together to make our community stronger.

Because we are a co-op, volunteerism and giving back are a part of who we are. Many of our co-op employees coach youth sports, assist in school productions, hold leadership positions for nonprofits, and serve on local boards.

Butte Electric Cooperative offers employees flexibility in their schedules to accommodate these volunteer opportunities. We look at co-op volunteerism as an investment in our community by enabling our employees to donate their time and expertise to help groups that are doing so much for our community.

I look at volunteerism as the gift that keeps on giving. While it's difficult to quantify the impact that volunteers have, I do know they make a tremendous difference in our community and make our corner of the world a better place. Many organizations depend on volunteers to fulfill their mission. Volunteers fill in gaps and spread joy and compassion through their efforts. Even assisting with the smallest tasks can make a big impact in the lives of people, animals or an organization in need. Often a big commitment or special skills are not needed, just someone who cares.

I hope you'll consider volunteering this holiday season. Give an organization or cause that you care about the gift of your compassion, time and talent. In addition to the organization and the community benefitting from your efforts, you will receive a gift as well. Not only will you enjoy the satisfaction of knowing you are helping a good cause, you will likely make new friends, expand your social network, strengthen existing skills or learn a new one.


Volunteering may provide additional dimension and purpose to your life. In the process, you will be a role model for your family because your commitment will offer a powerful lesson to your children. It will show them first-hand how one person can make a big difference and strengthen the community in which they live.

At the end of the day, the gift of volunteerism is a gift that will continue giving all year long. So, this holiday season, consider starting a new tradition--give the gift of time.

Butte Electric offers employees flexibility in their schedules to accommodate volunteer opportunities.

Energy Efficiency Tip of the Month

Energy bills can increase during winter for a variety of reasons, like houseguests, more time spent at home, and shorter days and longer nights. Small actions, like turning down your thermostat, replacing old bulbs with LEDs and washing clothes in cold water can help you save.



Butte Electric

Cooperative Connections

(ISSN 1531-1031)

BOARD OF DIRECTORS

Cris Miller, Spearfish – President
 Dan Marrs, Whitewood – Vice Pres.
 Thomas Brunner, Nisland – Secretary
 Steve Smeenk, Newell – Assistant Sec.
 Daniel Hefner, Whitewood – Treasurer

Directors:

Thomas Casteel, Vale
 James Mortenson, Spearfish
 Chandy Olson, St. Onge
 Travis Schenk, Spearfish

STAFF AND OFFICE PERSONNEL

John Lee – CEO
 Darick Eisenbraun – Dir. of Finance
 Kim Wince – Office Mgr./Accountant
 Laine Mitchell - Dir. of Marketing and Communications
 Colleen Schreiner – Billing Clerk
 Angie Alexander – Administrative Asst.
 Lee Ann Gaer – Customer Service Rep.

OPERATIONS PERSONNEL

Brett Fosheim – Operations Manager
 Bart McLellan- Spearfish Operations Manager
 Adam Zvorak – Foreman
 Chuck Even – Foreman
 Dan Kenoyer – Operations Technician
 Jeff Hughes – Foreman
 Journeyman Linemen:
 Corey Hines
 Mike Davis
 Jacob Breidenbach
 James Gyles
 Elliot Rayman
 Dave Pietz
 Adam Willuweit
 John Branham
 Brad Kari
 Craig Douthit – Work Order Clerk

BUTTE ELECTRIC BEACON COOPERATIVE CONNECTIONS is published monthly Butte Electric Cooperative, Inc., PO Box 137, 109 S. Dartmouth, Newell, SD 57760 for its members. Families subscribe to Butte Electric Beacon Cooperative Connections as part of their electric cooperative membership. Butte Electric Beacon Cooperative Connections' purpose is to provide reliable, helpful information to electric cooperative members on matters pertaining to rural electrification and better rural living.

Subscription information: Electric cooperative members devote 50 cents from their monthly electric payments for a subscription. Nonmember subscriptions are available for \$12 annually. Periodicals Postage Paid at Post Office, Newell, SD 57760 and at additional mailing offices.

POSTMASTER: Send address changes to Butte Electric Beacon, PO Box 137, Newell S.D. 57760 TELEPHONE (605) 456-2494; TOLL FREE 1-800-928-8839; FAX (605) 456-2496; E-MAIL butte@butteelectric.com

Incumbents Re-Elected


Butte Electric Cooperative held its 80th annual meeting Oct. 20, 2020 at the Belle Fourche Area Community Center with 71 members registered.



Cris Miller
Spearfish



Chandy Olson
St. Onge



Dan Hefner
Whitewood

The event began with the Board President

Cris Miller calling the meeting to order at 6:30 p.m. CEO John Lee welcomed everyone and director Dan Marrs gave the invocation.

Incumbent directors Chris Miller of Spearfish, Chandy Olson of St. Onge, and Dan Hefner of Whitewood were each re-elected to three-year terms.

Some highlights this year included member Ronald Evenson winning the \$100 door prize and retiring \$512,693.19 in Capital Credits to the membership.

WINTER WONDERLAND WORD SEARCH

Can you find all the words associated with winter in the puzzle below?
Use the word bank to check your work.

E	M	C	C	G	H	S	L	B	N	F	L	L	B	L
P	K	E	A	R	M	U	F	F	S	L	R	L	K	L
P	B	A	V	I	S	I	I	E	A	X	A	A	K	L
X	W	E	L	H	S	E	T	B	W	N	D	I	C	U
P	B	C	N	F	G	O	W	T	K	I	I	C	B	S
N	L	A	F	Y	W	O	Q	E	E	Z	G	I	C	R
R	C	L	C	E	N	O	T	Y	G	N	E	C	V	U
L	O	P	C	S	X	M	N	I	D	Y	S	L	I	H
W	A	E	H	D	N	S	M	S	A	Z	C	E	B	R
Z	I	R	Y	L	L	I	H	C	O	U	J	S	K	W
C	X	I	R	Q	H	C	Z	L	C	A	X	W	W	L
P	H	F	O	Y	V	S	I	W	O	H	O	C	S	M
B	P	I	P	C	O	O	Y	J	C	D	A	J	Y	L
I	Z	W	Q	F	H	E	V	F	M	D	S	P	S	P
Y	F	E	U	H	Z	V	D	N	L	W	R	B	Q	F

WINTER ENERGY EFFICIENCY TIP:

Instead of turning up the heat in your home, wear an extra layer of clothing or get cozy under your favorite blanket!

WORD BANK:

- snowflake
- icicles
- mittens
- cocoa
- scarf
- earmuffs
- snowball
- fireplace
- chilly
- blanket

Decorate Your Home Safely

It's time to deck those halls - safely. More than 800 home fires are caused by Christmas and holiday decorations each year, according to the National Fire Protection Association.

An additional 170 home fires are caused by Christmas trees each year. Keep these tips in mind for a safe holiday season:

- Carefully inspect all electrical decorations before you use them. Cracked or damaged sockets and loose or exposed wires can cause serious shock or start a fire.
- Make sure all extension cords and electrical decorations are being used properly - indoor-rated cords indoors, outdoor-rated cords for outside decorations.
- Inspect extension cords for damage and discard (not repair) any that are not completely intact.
- Never mount or support light strings in a way that might damage the cord's insulation.
- Outdoor electrical lights and decorations should be plugged into circuits protected by ground-fault circuit interrupters.
- Exercise caution when decorating near power lines. Keep yourself and your ladder at least 10 feet from power lines.
- Turn off all indoor and outdoor electrical decorations before leaving home or going to sleep.
- Avoid overloading electrical outlets with too many decorations or electrical devices. They can overheat and cause a fire.
- Never connect more than three strings of incandescent lights together.
- Water your Christmas tree daily.
- Keep all decorations at least three feet away from heating equipment.
- Avoid using candles. The flames are just too dangerous with all the flammable decorations around.
- Purchase electrical decorations from reputable retailers and that are approved by a nationally recognized testing lab such as UL, Intertek or CSA.



Correction: Pheasant bag limit unchanged

A story on pheasant hunting in last month's issue incorrectly stated that the daily bag limit was increased from three to four birds. This proposed change was considered by South Dakota Game, Fish and Parks; however, the proposal was not approved.

KIDS CORNER SAFETY POSTER



"Do Not Shoot the Power Line!"

Luke Welsh, 10 years old

Luke is a resident of Oral, S.D., and is the son of Ryan and Rachel Welsh. He warns, "Do not shoot the power line. It might start a fire! Be safe."

Kids, send your drawing with an electrical safety tip to your local electric cooperative (address found on Page 3). If your poster is published, you'll receive a prize. All entries must include your name, age, mailing address and the names of your parents. Colored drawings are encouraged.

Delicious Holiday Desserts

Dorothy's Baked Carmel Corn

1 c. butter	1/2 tsp. soda
2 c. brown sugar	1 tsp. vanilla
1/2 c. dark Karo syrup	6 qts. (24 c.) popped corn
1 tsp. salt	

Add butter, brown sugar, syrup and salt to a large pan. Bring to a boil, stirring constantly. Boil 4 1/2 minutes without stirring. Remove from heat. Add soda and vanilla. Stir 1-2 minutes. Pour over popcorn and stir well. Divide into 2 cake pans. Bake 250 degrees 1 hour, mix every 15 minutes. Break up and store in tight container.

Gloria Puetz, Salem, SD

Chocolate Kissed Macaroons

1 14 oz. pkg. sweetened angel flaked coconut	1 14-oz. can sweetened condensed milk
3/4 c. flour	2 tsp. vanilla extract
1/4 c. salt	24 chocolate kisses, unwrapped
1 egg white, beaten til frothy	

Line two baking sheets with a silicone baking mat or parchment paper. In a medium bowl, mix together coconut, flour and salt. Add sweetened milk, beaten egg white and vanilla. Mix well. Mixture will be stiff. Use a cookie scoop, ice cream scoop or tbsp. to divide the dough dropping two inches apart on the baking sheet. Bake for 16-18 minutes or until golden. Remove from oven and gently press a candy kiss into the center. Remove to wire rack to cool.

Colleen Wolfe, Hot Springs, SD.

Scoops Ah Caramel

1/2 c. butter	1 can condensed milk
1-1/2 c. brown sugar	1 tsp. vanilla
3/4 c. white syrup	3 9-oz. bags Scoops

Bring the butter, brown and white sugar and condensed milk to a boil. Boil for 1 minute. Add vanilla. Stir. Put chips on a platter. Pour caramel over Scoops. May drizzle with hot fudge. Keep well refrigerated.

Ginny Jensen, Volga, SD

Reindeer Pecan Brownies

Nonstick cooking spray	1/2 cup cocoa powder
1 stick (1/2 c.) unsalted butter, melted	1 teaspoon espresso powder (optional)
1 tablespoon pecan or canola oil	1/4 teaspoon kosher salt
1 cup, plus 2 tablespoons, granulated sugar	20 raw pecan halves, cut in half
2 large eggs	40 candy eyeballs
1 teaspoon vanilla extract	20 red chocolate candies
1/2 cup all-purpose flour	1/4 cup chocolate chips

Preheat oven to 350 F. Spray mini muffin tin with nonstick cooking spray. In large bowl, whisk melted butter, oil and sugar until well combined. Add eggs and vanilla extract; beat until mixture is thick and pale in color, about 1 minute. Sift in flour and cocoa powder. Add espresso powder, if desired, and salt. Using rubber spatula, fold dry ingredients into butter mixture until just combined. Batter should be thick. Using 1-tablespoon cookie scoop, transfer batter to prepared mini muffin tin. Bake 13-15 minutes until toothpick inserted in center comes out mostly clean, with some lingering crumbs. Add chocolate chips to heat-proof bowl; microwave until smooth and melted. Pour melted chocolate into sandwich bag and cut off small portion of one corner to use as tip. Use melted chocolate to "glue" on pecan antlers, candy eyeballs and red candy noses to brownies. Allow chocolate to set before transferring brownies to airtight container. Note: Brownies will stay fresh for up to three days.

AmericanPecan.com

Please send your favorite holiday recipes to your local electric cooperative (address found on Page 3). Each recipe printed will be entered into a drawing for a prize in December 2020. All entries must include your name, mailing address, telephone number and cooperative name.

Three Steps to an Efficient Attic



Pat Keegan

Collaborative Efficiency

Many attics are under-ventilated, which allows moisture and heat to build up. Moisture causes harmful mold and wood rot.

This column was co-written by Pat Keegan and Brad Thiessen of Collaborative Efficiency. For more information on ensuring an energy-efficient attic, please visit: www.collaborativeefficiency.com/energytips.

Dear Pat and Brad: I'm convinced we could reduce our high heating bills if we add more insulation to our attic. How do I make sure everything's done right? - Kelly

Dear Kelly: It's great that you're focused on your attic, as this is often the area you can get the most bang for your buck on energy efficiency investments. Insulation is one part of the energy-efficient attic puzzle. Here are a few tips to keep in mind as you prepare to make your attic more efficient.

Step 1: Sealing

Attics are often the place where warm air leaks out of the home in winter or into the home during summer. Trouble spots include anything that comes through the attic floor, such as recessed lights, the chimney, the attic hatch and pipes, and ducts or wires coming through the attic floor. It's best to properly seal these spots before adding or improving the insulation. Invest a small amount of money in the necessary supplies like caulk, expanding foam or weather stripping.

Step 2: Ventilation

Many attics are under-ventilated, which allows moisture and heat to build up. Moisture causes harmful mold and wood rot. During the summer, a poorly ventilated attic is prone to over-heating, which can bake shingles and shorten their life. During the winter, a warm attic can melt snow on the roof, causing it to run into your gutters and then freeze, causing ice dams. Proper ventilation lets air flow from a low point to a high point. This is usually done by installing soffit vents and insulation baffles around the perimeter, plus vents near the peak of the roof. If there is no way to install attic ventilators, an attic fan can provide mechanical assistance to exhausting overheated air.

Step 3: Insulation

The three main types of insulation for attics are loose-fill, batt and rigid. Whichever type you have, it needs to provide a high-enough level of insulation for your region, measured in R-value. Batt and rigid insulation will often have the R-value printed on them. Loose-fill, which is blown in, is the most common for attic floors, and its R-value is approximately its depth in inches multiplied by 2.8. Generally speaking, your attic should have 14-24 inches of loose-fill insulation if you live in a northern state and 11-14 inches if you're in a southern state. Find the recommended level for your region at www.energy.gov.

If you have loose-fill insulation that is less than the recommended amount, you should be able to add more on top of it, as long as there aren't any moisture, rodent, ant or termite problems. If your existing loose-fill insulation was installed before 1990, it could be Vermiculite, which may be contaminated with Asbestos. Asbestos can cause cancer when particles are released into the air, so it's a good idea to have the insulation tested. If it's contaminated, have it removed by a professional. Remember to seal and insulate any walls in the attic that border conditioned space, such as skylight openings.

Some of these steps can be challenging, so consider hiring a professional contractor. If you're a DIY pro and decide to do some of the work on your own, be aware of potential hazards. Disturbing old wiring can cause shorts in your electrical system, and roofing nails will often pierce the attic ceiling.

Another danger is stepping off the rafters. Years ago, I (Pat) decided to do some work in my own attic on a hot afternoon. The heat must have gotten to me because I slipped and crashed through the attic floor. My daughters were quite surprised to see their dad's legs dangling from the ceiling, with broken sheetrock and insulation everywhere. What a mess! First and foremost, always remember safety when tackling projects at home.



Saddle bronc rider Delbert "Shorty" Garrett is shown here at the Home on the Range Bronc Match in Sentinel Butte, ND, in August. Garrett has earned a spot in the National PRCA Finals set for Arlington, TX, Dec. 3-12. Photo courtesy of JackieJensenPhotography.com.

Garrett Chases His Rodeo Dream at PRCA Nationals

Billy Gibson

billy.gibson@sdra.coop

Shorty Garrett has been chasing his rodeo dream for nearly as long as he can remember. He recalls sitting at his desk as a third-grader when the teacher told all the students to write down their life goals.

"I put down that I wanted to be a world champion saddle bronc rider one day," Garrett said. "To have that goal as a kid and to finally see it within reach, that's really special."

Delbert "Shorty" Garrett is making quite a name for himself on the PRCA circuit. He finished this past season as No. 4 among the top 15 saddle bronc riders in the country and will be heading off to Arlington, Texas, to compete in the national finals Dec. 3-12. The national competition puts Garrett one step closer to achieving his boyhood dreams. He got close to earning a spot in the finals last year but fell...well...short.

"I made my mind up this year that nothing was going to stop me, and I'm going to go for that title. I just have to focus and stay zoned in. Last year made me that much more hungry," he said.

It's not very surprising that Garrett would succeed on the rodeo circuit. He's been

surrounded and mentored by top rodeo competitors all of his life. He was already training horses when he was 8.

His dad, Juan, and a slew of uncles and other relatives have tasted success in the arena and he's been picking their brains for the best tips and tricks during most of his 27 years. One of his uncles, T.C. Holloway, stands out as a role model even though he lost his life in an automobile accident at the age of 24 in 2000. From Uncle T.C., Garrett learned about developing a winning style.

"Everything he did was cool and loose and in control. He had a flashy style of riding, more than anyone around. He just made it look so easy, and I tried to mimic him the best I could – and I still do," Garrett said.

When he was a youngster, Garrett knew he wouldn't be able to ride until he reached a weight of 100 pounds. He ate everything in sight to try to pack on the pounds, but the process was slow. When he finally reached the mark, Garrett went to his grandfather and said he was ready to ride. The old cowboy set him up with a horse named Three Bees – as in the stinging insect.

"I didn't really have time to be scared or anything. I'd been watching everybody ride

all of my life. I wanted to be like them," Garrett said.

He didn't stay on for long, but that maiden ride got him hooked on that "thang called rodeo." Garrett heads to the national finals with confidence, thanks to one of his uncles who he said gave the best piece of advice he's ever received: "The horse is as good as you want him to be."

Garrett explained often he would be disappointed in the performance of a horse, "Then I'd think about it and ask myself if I did everything I could do to make that horse the best he could be. You have to take accountability and think positively, then everything will work out."

Whether he returns to Eagle Butte with the winning buckle or not, Garrett has big plans this spring. He and his fiancé, Alex Bush, intend to get married next May. The two have known each other since they were teens. She was a rodeo rider in high school and the two share a love for the sport.

"We get along really good and she helps me a lot. She knows that rodeo gets in your blood and she's real supportive," Garrett said. "I really owe a lot to all of my family and friends."



Storybook Island captures the imagination of the young and old alike both during the summer and the holiday season.

CHRISTMAS IN SD

COVID-19 Hasn't Stopped Christmas from Coming

Billy Gibson

billy.gibson@sdrea.coop

The coronavirus pandemic has certainly had a substantial “bah humbug” effect since it began sweeping across the globe last spring. And as the virus continues to pose a health risk going into the new year ahead, many familiar holiday festivals and events across the state have been canceled, curtailed or postponed until 2021.

But there are still a number of events across the state that are planning to proceed as scheduled, many of which have become annual holiday traditions for individuals and families looking to get into the Christmas spirit.

That’s the case for those who look forward every year to taking in the sights and sounds of the Winter Wonderland event held at Falls Park in Sioux Falls. For residents of the Sioux Falls area and thousands of out-of-town visitors each holiday season, the brilliant light display is a spectacle that not only sparks the Christmas spirit but also brings back memories of childhood wonder from previous seasons.

The Winter Wonderland exhibit includes 270 decorated trees and light poles and more than 25 miles of string lights throughout the complex that runs along the Big Sioux River. A five-story observation tower also gives park visitors a 360-degree bird’s eye view of the many eye-popping displays.



Storybook Island comes alive each Christmas with thousands of holiday lights.

The 29th Annual Parade of Lights will officially kick off the downtown Sioux Falls holiday season with festive music and a dazzling float parade along historic Phillips Avenue from 13th Street to 5th Street. But due to the pandemic this year, officials have announced there will be a twist: instead of the floats moving past the spectators, the spectators will walk along in front of the floats. The floats will remain stationary for the duration of the event and the public is invited to casually walk along the route and view the parked floats up close.

The “stationary parade” begins at 7:30 p.m. on Friday, Nov. 27.



Black Hills Electric Cooperative in Custer shares the holiday spirit by decorating a bucket truck each year.

Everyone is encouraged to stay for an after-party and awards ceremony where there will be live musical entertainment and other activities. Admission is free.

Storybook Island, a popular attraction in the Rapid City area during the summer months, will hold its annual Christmas Nights of Lights display this season. The park boasts 16 miles of colorful lights, including dioramas, popular children’s fictional characters and a variety of additional holiday-related themes. The event takes place Dec. 4-6, 11-23 and 26-31, from 5:30 to 8:30 each night at 1301 Sheridan Lake Rd. Admission is \$3 per person.

In Custer, the Annual Parade of Lights will take place downtown on Saturday, Dec. 5, beginning at 5:30 p.m. The annual event signals the kick-off of the holiday season in the Southern Hills area. After the parade, Santa and Mrs. Claus will make an appearance at Way Park for the Memorial Tree Lighting Ceremony. The parade begins at 8th and Mt. Rushmore Road and will end at Way Park on 4th and Mt. Rushmore Road.

The residents of Spearfish will celebrate the start of the season with the annual Holidazzle Light Parade and Christmas Stroll sponsored by the Downtown Business Association. The event will take place along Main Street on Saturday, Dec. 5, beginning in the morning and lasting all day.

The Christmas Stroll will take place immediately after the parade and will feature special sales and discounts at downtown merchants and business establishments. To add to the holiday mood, carolers will perform from 2 to 4 p.m., and there will be a



The Pumpkin Carriage is a popular attraction at Storybook Island.



Winter Wonderland at Falls Park offers a unique light display along the Big Sioux River.

Community Chili Feed at Common Grounds at 5 p.m.

In Pierre, revelers will ring in the holiday season with the 20th Annual Parade of Lights on Monday, Nov. 23, from 5 to 7 p.m. Prizes will be awarded for first, second and third place entries and there will also be a Mayor’s Choice Award as well as a Griswold Award for gaudiest float.

Also in Pierre, the highly anticipated “Christmas at the Capitol” event will take place once again this year from Nov. 25 through Dec. 26. The rotunda and the hallways of the Capitol Building will be filled with the sounds of carolers and musicians as well as the scent of mountain pine and the soft glow emanating from nearly 100 lighted Christmas trees. The trees are decorated by cities, businesses, non-profit groups and other civic organizations.

Popular displays inside the Capitol include a set of hand-painted porcelain ornaments and a wooden nativity scene believed to be nearly 125 years old located on the second floor.

Before scheduling a visit, check for the most recent updates at www.facebook.com/ChristmasattheCapitol.

YOUR LOCAL ELECTRIC COOPERATIVE
CAPITAL CREDITS

YOUR LOCAL ELECTRIC COOPERATIVE
CAPITAL CREDITS

Help us Find These People

The following members were unable to receive their capital credit checks. If you know the current address or phone number of anyone listed here, please contact Butte Electric Cooperative at 605-456-2494, 1-800-928-8839 or email butte@butteelec-tric.com. Thank you for your help.

- A**
Abel, Bill
Abernathy, Taggart C.
Ager, Silvie
Ahl, Rick
Albright, Greg
Allard, Bruce
Allen, Adams K.
Amundson, Brian
Anderson, Chad
Anderson, Jacque
Anderson, Patsy
Anderson, Wanda
Archangeau, Beverly
Archer, Terry
Arehart, Florence
Arnold, MF & Florence
AT&T Operations Building
Atchison, Susan
Austin, Loretta
Austin, Tami
Aye, Willis
- B**
Bail, Joan
Baker, George W & Loretta
Baldwin, Gary
Barber, Stanley
Barnes, Billy
Bartels, Dale
Bartels, Robert & Rose
Bauman, Karon
Bendickson, Lisa
Benson, Dale & Tammy
Bentz, Bill
Bercier, Monte
Beringer, Jim
Beringer, Wade
Bernard, Larry
Bertsch, Steve & Karen
Bettelyoun, Junior
Bettelyoun, Norval
Bicek, Tony & Tina
- B**
Bischoff, Gary
Bleige, Jim & Renee
Bond, Jack J.
Boortz, Ron & Janet
Bosch, Brian
Bottge, Merald & Neola
Bowar, Donald
Bowers, Lyle
Brakeman, Maurice
Brandenburg, Donald & Dorothy
Branscom, Lucinda
Brindley, Walt & Kelly
Briscoe, Sean
Britton-Schnaible, Monica
Broderick, Michelle
Broderick, Bob
Brothers, Ruff
Brown, Dan & Karen
Brown, Hope
Brown, Robert & Rita
Bryant, Darcy
Bryant, Jeff & Janet
Bulthaup, Kathy
Burd, Mary
Burg, Julie
Burkinshaw, Clark
Buss, Brent
Busse, Richard
Byrider, JD
- C**
Calvert, Marilyn
Canyon Gateway Motel/Wayne
Kirschenmann
Canyon Inn/Bruno Inc
Card, Craig
Carlson, Steve
Carr, Michelle
Carroll, Alan
Carter, Michael
Carter, Ray E. Jr
Case, Gary
Chapel, Mitchell & Deatta
- C**
Christensen, Bryce L.
Christensen, Layne
Clauser, Marilyn
Clemetson, Daric & Dana M
Coe, Helen J
Cole, Steven & Angela
Colling, Larry & Jane
Collins, Lee R
Colonel of Spearfish
Comstock, Byron & Suzanne
Comstock, Byron & Suzanne
Conrad, Christopher W.
Const, McGregor & Wathan
Construction, Osage
Cook, Steve
Corbin, Deloris
Corean, Ted
Cornell, Dalene
Covell, Becky & Brandon
Cowan, Tim & Marlena
Crawford, Lauri
Current, Michael
- D**
Dacar, Carl
Dachtler-Egan, Donnalea
Dairy Queen %Don Schuh
Dakota Placers Inc.
Damberger, Roger
Davies Development
Davis, Curt
Davis, Jennifer
Davis, Kurt L. or Wayne
Davis, Pamela
Davison, Phillip & Janet
Davy, Jeff
Degroat, Robert
Degryse, Kelly & Sheila
- D**
Dejong, Arlan & Jean
Delaney, Bill
Deleo, Carol
Delmeter, Jay
Dexter, Roger
DeYoe, Holly
Digges, Ronald
Dirksen, Janae
Ditty's Diner
Donath, Harry D
Dowdy, Randall & Darlene
Downing, Tim
Duling Optical
Durbin, Danny
- E**
Eaton, Melvin
Eckard, Lewie & Lela
Edelman, Royce
Edwards, Shaun
Elshire, Glen A.
Engelhaupt, Jamie
Engle, Gaylen
Erickson, Laurie
Erlandson, Tom
Erskin, Dan
Esquibel, Todd
Evans, Larry & Dixie
- F**
Family Optical/Tammy Hersch
Fandrick, Dave
Fanning, Regan
Farmer, James
Farmer, ME
Fees, Randy
Fenenga, Jim & Kay
Fideler, Loren & Linda
First Baptist Church
Sturgis
First Presbyterian Church/Spearfish
Fisher, Jim & Annette
Fleury, Darcy
Forthman, Karen & Dennis
- F**
Franke, Chuck & Jodie
Frankfurt, Marva
Frasier, Paul & Julie
Frasier, Walter & Carmen
Fretter, Chris
Fuller, Kelly & Bonnie
Fundauun, Parnell
- G**
Gage, Kandace
Galaxy, Cablevision
Gallaher, James & Linda
Garland, Matthew
Geddes, Don & Shirley
Gibson, Pete & Alicia
Gilbert, Jerry
Gilles, Hobert & Kathleen
Gleason, Randy & Marcie
Gleeson, Mike & Lisa
Gliedt-Peter, Jean
Glos, Grace
Goodine, Lewis & Princess
Goodvin, Gary
Graczyk, Alan
Granite Peak Develop Corp
Grant, Kathie
Green Acres Apts/Schabauer Inv
Green, Jody
Gregory, Autumn
Griffith, Jacki
Grisel, Hilton & Myra
Guilmette, Phil & Elizabeth
Guthmiller, Kanda & Jason
- H**
Haffner, Jacob & Sonya
Haivala, Bret & Carol
Hall, Lynelle
- H**
Hallock, Joyce
Hammill, Bob & Terry
Hannah, Ron
Hansen, Corinne
Hansen, Dave
Hansen, Meda
Hansen, Jim & Jan
Hanson, Shane
Hanson, Tara
Hanzlik, Sam
Hardy, Lynn & Kya
Harper, Renee
Harris, Dennis
Harris, Henry
Harrison, Porter D.
Harty, Jane
Havens, Timothy & Marilyn
Heggem, Linda & Marvin
Heidebrink, Jo
Heinbaugh, Susan
Hernandez, Falira
Hersey's General Store
Hertel, Mandy
Hesse, Carol
Hewitt, Cheryl
Hewitt, David & Candace
Hitchrick, Cheryl & Todd
Hix, Michael & Karla
Hoffman, Bill & Loree
Holso, Jim
Holt, James H
Hooker, Elizabeth
Hopson, Joe
Hotvedt, Alfred & Margaret
Houck, David
Hough, Susan
Hubbard, Glen
Huber, Renae
Hughes, John & Shauna
Hulm, Andy
Hulm, Lori

Hummel, Lora
Hunter, M.L. & James
Husband, Tom

I
Ideal Insurance/
Wendt Insurance

Ihle, Patty
Inman, Randy
Isaak, Michael &
Joanne

Iverson, Tammi

J
Jacobs, James & Kelly
Jacobs, Roger &
Michelle

Jahner, Arlo
Jarvis, Cindy
Jensen, Scott
Jensen, Steve & Jetta
Jernigan, Lottie J

Jewett, Perry
Johnson, Bill
Johnson, Dennis
Johnson, Dorothy
Johnson, Jerry &
Robbin
Johnson, Morris
Johnson, Robin
Johnson, Sean & Jolene
Johnson, Steve

Jones, Vern/Jones
Brothers
Jones, Zach
Journey, Ron

K
Kaiser, Greg
Kaiser, Joe & Brenda
Karels, Gordon &
Earla

Kayser, Mike
Keene, Florence I
Kiefer, Don & Mike
King, Victoria
Kinney, Bob
Kirchgesler, Diane
Kleysteuber, Fred
Klose, Paul
Knaub, Trish
Knott, Colleen
Knutson, Lance &
Trudy

Koepp, Carl & Patricia
Koerber, Meri
Krpmotic, Mick
Krueger, Ken E
Kruse, Stanley
Kubo, Tim
Kucan, Walter & Judy
Kuntz, Cheryl

L
Laisy, Norman
Lambert, Alan & Linda
Lambert, Jeff &
Roxanne

Lanz, Matt
Laparr, Dale
Larson, Loren & Ryan
Lassle, Bob
Lawver, Eulita
Lee, Brett
Lee, Lynn
Leetch, Vicky
Lenkersdorfer, Jay

Lenzner, Gretchen
Leonhardt, Floyd
Lindley, Gary
Linseman, William
Livengood, Julie M

Lloyd Enterprises
Lobbestael, Mark &
Beverly
Logan, John & Gina
Lopez, Mark
Lucas Management/
Jeff Lucas
Lyons, Jim

M
Mahoney, Mitch
Mailloux, Jerry
Manke, Mike &
Barbara
Marler, Dan & Anita
Marney, Scott & Diane
Marsolek, Kelly
Martin, Callie
Marzolf, Rita
Mauch, Harry

McClary, Earl & Sally
McClellan, Louise
McConville, Bryan
& Jill
McConville, Leo &
Kelly
McDonald, Kevin
McGillivray, Delane &
Denise

McGrath, Matthew &
Janice
McKee, Kenneth
McKeown, Patrick &
Debra

McKinney, Jane
McKnight, Elsie
McLaughlin, Todd
McMurry, Anita
McNeil, Jezal
McPherson, Marlene
Meidinger, Tanja
Melaragno, Anthony
Mellissa Hannah-
Spencer
Merchen, Loren & Julie
Merritt, Carroll
Mertens, Scott
Meverden, Jay Sr.

Meza, Galene
Michael, Gina
Michel, Herbert
Miller, Lola
Miller, Ralph & Bonnie
Mitchell, Shirley
Moellendorf, Arnold
Moelter, Tammy
Montanio, Michael

Moody, Doug
Moore, Bob C
Moore, Cecil
Moore, Rick & Valerie
Morrison, Lisa &
Robert
Mountain Mania/Dave
Finnegan

Moyer, Rex & Rilea
Mueller, Ronald
Murphy, Mary
Murray, Jim & Tammy

N
Neal, Melissa
Nearman, Tom &
Melinda
Neiswender, John &
Claire

Nelson, Carolyn
Nelson, Jim
Nelson, Jon
Nickerson, Tek S
Nines Golf Four
Nohava, Lloyd
Nore, Howard
North Sturgis Auto &
Truck

Northern Hills Signs/
Tim Kruse
Northpark Racquet
Club/Robert
Steinholt
Nudell, Blake
Nyvold, Elmer &
Patricia

O
O'Connel, Raymond
O'Connor, Eugene
Ohnemus, Mary
Oliva, Robert &
Margaret

Ollila, Earl
Ollila, Melvin
Olson, Donna
Olson, Malinda
Olson, Terrance
Otis, Candy
Otto, David

P
Paklin, Don
Palmer, Dean
Parden, William G
Patterson, Darci
Paulson, Dan
Pawn Doctor/Paul
Hogen

Pederson, Trent
Peltomaa, Mitch
Peterson, Helen
Peterson, Richard W
Peterson, Troy
Petik, Bob
Petitt, Shirley
PG Cutright Builders
Piccolo's Pizza/Steve

Long
Pierson, Clayton &
Lori
Pine Mountain
Homes/Bob Bates
Podoll, Don
Price, Clarice
Price, John
Puetz, Gary & Renee
Pullen, Rodney &
Mary

Q
Quintus, James
R
Rand, Rick
Rawson, Edward &
Genile
Rear, Jeff & Suzanne
Red River Ranches/
Irene Kinghorn

Reebe Ranch Estates
Reed, Jim
Reed, Mary
Reetz, Barb
Reeves, Everett &
Melissa

Reichert, Raymond
Reider, Denny
Reiman, Allen
Reimnitz, Gerhard &
Elizabeth
Reinholdt, Derek
Reobbenrolt, Robert

Rhine, Karen
Richards, Vallin
Richardson, Ted
Riebe, Valerie
Riley, William N
RJK Builders
Roberts, Mike
Roberts, Russell
Robinson, Frank &
Kay

Rodenwald, Brian &
Valerie
Rogers, Dan &
Virginia
Rogers, Greg & Brenda
Rogers, Pauline &
Scott

Romey, Rose
Ronish, Chad
Rosander, Jon
Rose, Jerry
Rosenau, Kathy
Ross, Lloyd & Frances
Roush, Robert
Royer, Charles
Runge, Bill

Rupert, Mike
Rushmore Transport
Inc
Russ, Greg & Victoria
Russo, Michael & Ruth
Rutkowski, Lisa
Ryan, Richard &
Yvonne

S
Saathoff, Brad
Sartorius, Randy
Sawtooth Forest/
Randy Neider
Schaefer, Robert
Schar, Bob
Scheele, Carl J.

Schell, Larry
Scherz, Chris
Schiller, Judi
Schmitz, Tom
Schommer, Brian &
Jessie
Schuft, Rick
Schultes, Paul
Schultz, Kim
Schulz, Chuck & Linda
Schulz, Virgil &
Deborah

Schumacher, Bryan
Schumacher, John
Schunnehan, John T
& Doris
Scott, Cynda
Severson, Dori

Sewright, Betsy
Shacklett, Lawrence &
Joyce
Share, Inc
Shay-Goodine,
Princess

Shear, Burt
Shepersky, Art
Sigle, Dave
Silvernagle, James
Simmons, Richard
& Ky
Simons, John L &
Patricia

Simpson, Herbert &
Cheryl
Singer, Dale & Deby
Skogberg, Cody
Sluice Restaurant/
Dave Gonzalez
Smith, Ron
Snook, Chanda
Snyde, Jean

Snyder, Teri
Spaid, Krystal & John
Span, Linda K
Spearfish Mobile
Homes

Speas, Bradley & Billie
Sports Cards Are Us/
Bruce Wetz
Sprague, Robert
Springer, Patricia &
Mark D

Standing Soldier,
Sharon
Stankey, Tiffany
Stark, Betty
Stauss, Gus
Steffens, Brent
Steinmeyer, Jim
Stevenson, George W

Story, Kent
Strohschein, Lydia
Sturgis Corner Pantry
Sumners, Danae
Sundberg, Jerry &
Elizabeth A.

Sunrise Construction
Sunset Tinting
Super 8 Inc, Davies
Development
Swallow, Lisa J
Swanhorst, David &
Betty

Swanson, Robert E
Syman, Doug & Linda
Symonds, Robert
T
Tarrant, Karen & Clay
Taylor, Kevin
Tchida, Regina
Tennis, Ron & Belinda
Terkildsen, Lavern &
Dianne

Thomas, Mary K
Thoresen, Daniel &
Geneva
Tisdale Creek Ranch
Tomac, Lloyd &
Lorraine
Torgerson, Terry &
Caroline

Traster, Elton
Travis, Kelli/Walker,
Tim
Tripp, Edward &
Evelyn

Tripson, Liz
Troyer, Bob
Turbiville, Rose Ann
Tyler, Connie
U
Udager, Barb
Ulmer, Judy &
Clarence
Ulvestad, Larry &
Linda

V
Vanlanduit, Lisa
Veren, Roland
Veren, Wade
Vice, Mike
Vig, Denise
Vnasdale, Stephen &
Jennifer

Voorhees, Jim
Voyle, FJ & Alyce
Voyles, RS & Joyce
Vrooman, Larry

A
Wade, Mrs. Roy
Wager, John U &
Michele
Wagner, Connie
Wagner, Linda
Wagner, Mike &
Jeanne


Wainwright, James B
Wall, Tony
Walters, Dave &
Sharon
Walters, Robert &
Darla
Wang, Peggy
Ward, Casie & Dan
Ward, Marian

Wardell, Kristie &
Ardie
Warner, Bill & Dawn
Warwick, Bruce &
Dona
Washburn, Lisa
Watts, Bryan
Webb, Jim R

Weber, Bruce & Bonita
Welch, Keith
Westhauer, Careleen
Westland, Crystal
Whartman, Duane
Whitewood Iron/Rudy
Henning

Wilhm, Jim
Wilkinson, Heather
Williams, Charles &
Kathryn
Williams, Terri &
Tiffany
Winter, Brad & Stacey

Y
Yoder, Harold & Betty
Young, Glen
Young, Leonard
Young, Steve & Billie J
Z
Zolnoski, Chad



There are several popular electronics on the market that can help you use energy more efficiently.

Cut Energy Consumption

Upgrade Electronics for Energy Savings

Are you looking for easy ways to save more money on your monthly energy bills as the year comes to a close?

Beyond some of the more traditional energy efficiency measures, such as sealing air leaks or adding additional insulation, there are several popular electronics that can help you use energy more efficiently.

These devices are relatively easy to incorporate into your home, making them a simple way to help manage your energy use.


Smart thermostats are becoming an increasingly popular option to help save energy at home. With smart thermostats, there's no longer a need to constantly adjust the temperature. They can be programmed to follow a pattern of heating and cooling throughout the day and year to maximize your comfort and energy use at the same time.

Some advanced smart thermostats out on the market today can even learn your habits and adjust the temperature in your home accordingly. Another great benefit is the ability to control a smart thermostat remotely from an app on your phone, allowing you to set the temperature to your liking before you even arrive home.

Lastly, some smart thermostats can be integrated with a more complete smart home hub, like Amazon Alexa or Google Home,

which are both hot sellers in the market. Smart thermostats can be pretty pricey upfront, but if it's time to upgrade your home's thermostat, you'll soon discover that smart options offer more convenience and savings that make them worth the initial investment.

If you're looking for ways to save energy while you and your family are on a budget, consider smart plugs. Smart plugs can be inserted into any standard electrical outlet and can help you manage the energy of the devices that are plugged in. With con-



Smart thermostats are becoming an increasingly popular option to help save energy. Photo provided by Ecobee.

If your goal is to reduce your energy use at home, energy monitors can give you the information you need to achieve this goal.

trol of the smart plug, you can stop power-hungry devices from being on longer than necessary.

Some smart plug models have a scheduling option, allowing you to turn on lights or turn off the TV at certain times of the day, such as when you leave in the morning and when you anticipate returning home. Others offer a dimming function, allowing you to change the brightness of lights that are plugged into the smart plug. These features can be controlled through an app on your phone, and some models also have voice-controlled options when connected to a smart home hub.

Another useful gadget is the home energy monitor, which helps you monitor home energy use and set energy budgets. If your goal is to reduce your energy use at home, energy monitors can give you the information you need to achieve this goal. They are connected to your electric meter and provide a big picture on your home's energy use.

Additionally, some home energy monitors can show which appliances are using the most energy, giving you the knowledge on which devices to cut down on. There are also a few additional features among home energy monitors that provide several different benefits. Some models can show you real-time electricity use and costs, while some can help create a personalized plan for energy efficiency. Most home energy monitors can be connected through a smart phone app, which can send notifications, warn about abnormal energy use and provide tips for further energy savings.

These simple devices can help you save a little more energy each month. Considering what your needs are will help you choose a device with the appropriate features. As with any new product, do some homework first to determine which device suits your home best.

Plug into Presents that Pay Off with Safety

During the holidays, many of us turn our attention to gift giving, and while the shiny, trendy and pricey may make a big splash when the unwrapping's done, practical gifts can leave lasting impressions. What's more, they can really make a difference by enhancing safety and improving security.

Here are a few practical gift ideas that can make a real difference in helping to reduce safety risks year-round.

Smoke Detectors: Most of us have at least one in our homes, but experts say that's not enough. The National Fire Protection Association recommends that a working smoke detector be installed in every bedroom, on every level of a home, and in hallways outside of sleeping areas. And, if smoke detectors are more than 10 years old, they should be replaced.

Carbon Monoxide Alarms: Carbon monoxide, or CO, is a colorless, odorless gas

created by incomplete consumption of fuels like gasoline, wood, natural gas, propane, oil, coal or methane. The gas is highly toxic, so having CO detectors outside of sleeping areas and on every level of a home improves safety. Local fire departments respond to about 80,000 non-fire CO incidents each year. Fuel-burning heating equipment and cooking appliances should be professionally inspected once a year to reduce the risks of malfunction and detect structural problems early.

Extension Cords: They are not all created equal; subject to wear; have specific use guidelines; and are never recommended for permanent use. Brittle and cracked plastic can indicate heat damage, and exposed wires or frayed connections increase risk of shock, shorts or fires. An extension cord that's warm or hot to the touch is a good indication it's not designed to safely do the job. Consider giving an assortment of extension cords designed for indoor or outdoor use. Before you buy, look for the label of a nationally recognized testing lab like Underwriters Laboratories (UL), CSA-International (CSA) or Intertek (ETL).

Arc Fault Circuit Interrupters: Arcing and sparking are indications that a home's electrical wiring needs service. Arc Fault Circuit Interrupters (AFCIs) can help address fire hazards before they occur. Properly installed by a licensed electrician, AFCIs can often replace circuit breakers in the electrical panel box. This should be completed by a qualified electrician because the installation involves working inside the panel box, which carries current even when main circuit breakers are turned off.



CO-OP SPIRIT OF GIVING



Black Hills Electric employees assist in clean-up efforts after the flood of 2019 in Custer. From left to right are Carlos Rodriguez, Danny Dooley, Scott Schramm, Beau Bradeen, Mark Svoboda and Rory Halverson.

CO-OP SPIRIT OF GIVING

The Cooperative Spirit of Giving is Alive Year-Around

Billy Gibson

billy.gibson@sdrea.coop

For member-owned electric cooperatives, the spirit of giving associated with the Christmas holiday season is something that continues long after the presents have been opened and the egg nog container has been emptied.

Electric cooperatives are committed to serving their communities, a commitment - Concern for Community - that is part of the 7 Cooperative Principles that guide all member-owned cooperative organizations.

Across the state and across the country, for example, electric cooperatives participate in a program called Operation Round Up where members are encouraged to “round up” their bills to the next whole dollar amount. The funds are then used to support civic organizations, local charities and in some cases individuals or individual families who are in need.

There are many other examples. Cooperatives support education through scholarship programs and safety demonstrations, and also engage in youth development programs such as the annual Washington Youth Tour and the Youth Excursion. Employees regularly volunteer their time to participate in local fun runs, community clean-up days, and other projects organized to enhance the quality of life for all.

This commitment to serve is something that has been a hallmark

since the beginning of the rural electrification movement more than 80 years ago and continues unabated today.

Ed Anderson, general manager of the South Dakota Rural Electric Association based in Pierre, said the spirit of giving is an integral part of the fabric that unites all electric cooperatives, and it extends beyond the delivery of electric power.

“Electric cooperatives were created for one purpose only, and that’s to do everything we can to improve the quality of life for the people we serve, as well as everyone else in the community,” Anderson said. “It begins with the thing that everybody needs - electricity - but it also includes a solid commitment to be active, to be engaged and to be involved in those things that make our homes better places to live, work and raise our families.”

Anderson also noted that the commitment to serve also includes not just staff but also cooperative leaders such as upper and middle management and board members.

“Board directors are elected by the members to establish policies that set the future course of the cooperative,” Anderson said. “By definition, they are also members of the cooperative themselves and have a keen interest in supporting the community while also making the decisions that will lead to more reliable power and affordable rates.”

Four Ways Santa Saves Energy in His Workshop

The holiday season is finally upon us, and Santa and his elves have been especially busy as they gear up for their biggest night of the year.

It's no secret that Santa is known for running an efficient workshop - how else could he make all those toys in time for Christmas Eve? Rumor has it that one way Santa ensures an efficient workspace is through energy-saving measures.

Here are four ways Santa saves energy in his workshop.

1. Santa leaves his decorations up year-round, so by using LED holiday light strands, he's able to save on his monthly energy bills. LED holiday strands can last up to 40 seasons, which make them a great option for any festive home.

2. Santa requires several power tools to make a year's worth of new toys. That's why he insists on using cordless power tools with the ENERGY STAR® rating.

According to energystar.gov, if all power tools in the U.S. used ENERGY STAR®-rated battery chargers, 2 billion kWh hours of electricity could be saved - that's equivalent to reducing greenhouse gas emissions by 1.7 million tons!

3. Mrs. Claus loves the comfort of a fire, and Santa knows one of the best tricks to ensure fireplace efficiency. While a fireplace can keep a small area of your home cozy and warm, it can also pull heated air from the room through the chimney. That's why Santa always closes the flue when a fire isn't burning.

4. Santa also saves energy by using power strips. Power strips are ideal for workshops, craft nooks, game rooms and other spaces in your home. With one simple switch, you can conveniently control several devices and electronics that are plugged into the power strip.



Last year, Sioux Valley Energy employees volunteered to wrap Christmas presents at the Sioux Empire Mall to raise money for the Children's Home Society. Pictured from left to right: Sarina Hanson, Kim Hansen, Kara LeBrun, Lori George and Chinelle Christensen.



Santa paid a visit to Pipestone, MN, last year. The event was made possible through Sioux Valley Energy's Operation Round Up program, which provided a new suit and related items for Mr. Claus.

Visit Co-op Connections Plus

Take a moment to visit our new online companion to *Cooperative Connections*. Co-op Connections Plus is a YouTube channel that features a more in-depth treatment of stories appearing in this publication as well as other subjects of interest to rural South Dakotans.

Search for "Co-op Connections Plus" and you'll find videos on human trafficking, support programs for veterans, grain bin safety, the Co-ops Vote campaign and more. Be sure to "like" and "subscribe."



Note: Please make sure to call ahead to verify the event is still being held.

November 20-21

Holiday Arts Christmas Show, 112 E. 5th St. Masonic Hall, Mitchell, SD, 605-359-2049

November 21-22

Winterfest: A Winter Arts Festival, 203 S. Washington St., Aberdeen, SD, 605-226-1557

November 24-December 26

Christmas at the Capitol, Free Admission, Pierre, SD

November 27

Hill City Olde Tyme Christmas Parade and Celebration Kick-Off, 5 p.m., Downtown Hill City, SD, 605-574-2368

November 27

Black Friday Trap Shoot, Sioux Falls Izaak Walton League, 10:30 a.m., Lunch Available, 5000 North Oakview Place, Sioux Falls, SD, 605-332-9527

November 27

Annual Sioux Falls Parade of Lights, 7:30 to 9 p.m., Phillips Ave., Sioux Falls, SD 605-338-4009

November 28

Holiday Celebration and Winter Market, 2 to 6 p.m., Free Admission, Main Street Square in Downtown Rapid City, SD

November 27-December 27

Trees and Trains at the South Dakota Railroad Museum, Weekends, Contact the Museum for Days and Times. Hill City, SD, 605-574-9000



December 4

Christmas in the Hills Parade of Lights, 6 p.m., Downtown Hot Springs, SD, 605-745-4140

December 4-5

Creekside Crafters 13th Annual Bazaar, Snappers Club Building in City Campground, Friday 1 to 8 p.m. and Saturday 9 a.m. to 2 p.m., Spearfish, SD

December 4-6 and 10-12

Same Time, Next Year, Dramatic Comedy by Bernard Slade, Grand Opera House, Pierre, SD, www.pierreplayers.com

December 5

Manager Medlodies Concert Christmas in the Hills, 7 to 9 p.m., Mueller Center, Hot Springs, SD, 605-745-4140

December 5

Rapid City Garden Club's 59th Annual Wreath and Centerpiece Sale, 8 a.m. to 1 p.m., Lions' and Bridger Buildings, Central States Fairgrounds, Rapid City, SD, 605-343-0710

December 5

Custer Christmas Parade, 5:30 p.m., Downtown Custer, SD, 605-673-2244

December 5

Festival of Trees, Newell City Hall, Newell, SD, Admission: Two Cans of Non-Perishable Food Items Per Person, 9 a.m. to 4 p.m.

December 6, 20

VFW Bingo, Wall Community Center, Wall, SD, 605-279-2663

December 12

Christmas for Kids, Ages 0-10 visit with Santa and Mrs. Claus, Custer High School, Preregistration is Required, Register via email custerchristmas4kids@gmail.com, Custer, SD

December 12

Frontier Christmas, 11907 434th Ave., Lake City, SD, 605-448-5474

To have your event listed on this page, send complete information, including date, event, place and contact to your local electric cooperative. Include your name, address and daytime telephone number. Information must be submitted at least eight weeks prior to your event. Please call ahead to confirm date, time and location of event.